

March 2024 Monthly Teacher Meeting

Wednesday,
March 6, 2024





Session Norms

- Be engaged.
- Be collaborative.
- Be solutions-oriented.
- Be open-minded.



Session Agenda

- Portfolio
- Curriculum
Implementation
- Lesson Planning
- Active Supervision
- Professional
Development

Student Growth Portfolio Measure



Portfolio Reminders



Portfolio Submission Deadline
Monday, May 6th, 2024 @ 5pm

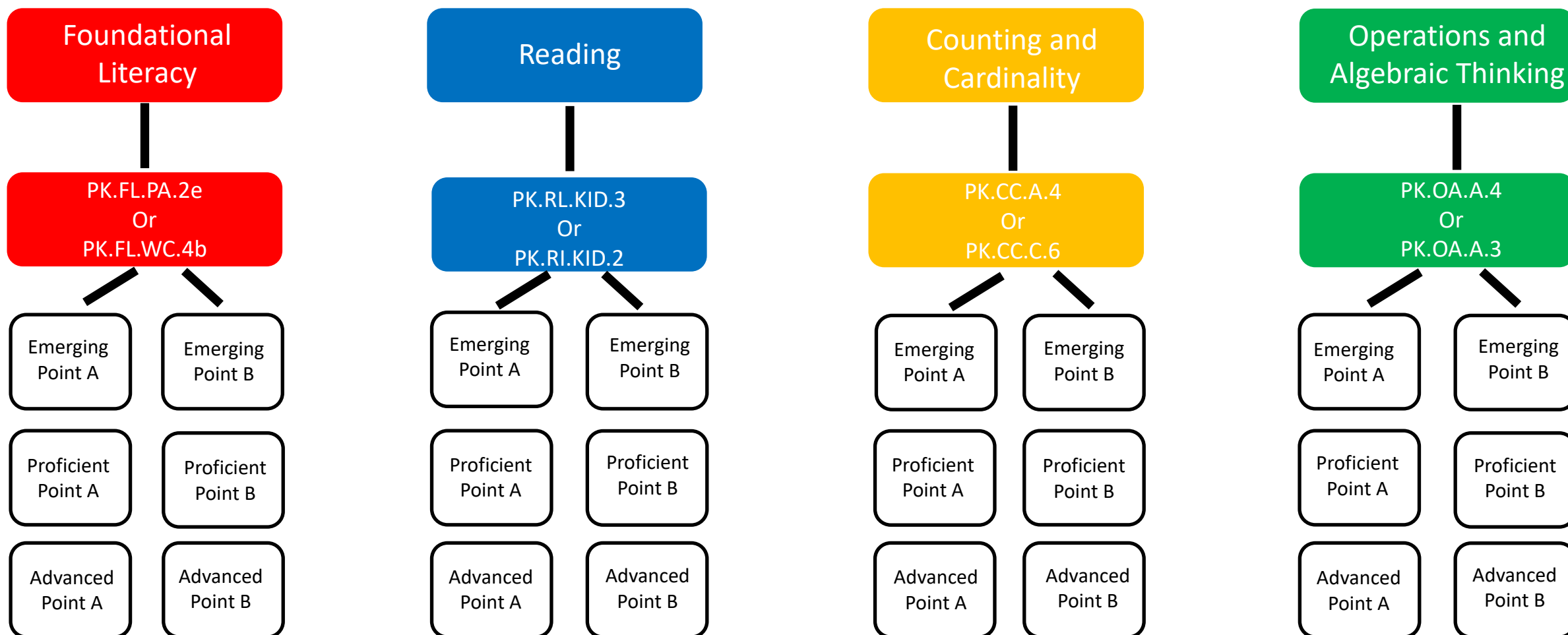
All collections must be fully submitted by the deadline.

There will be no late submissions allowed or extensions granted.

An incomplete portfolio will not be scored and will not generate an LOE score.

Teachers who do not submit a required portfolio will be referred to the Office of Professional Standards.

Portfolio Requirements



Portfolio Peer Review



Portfolio Peer Reviewer Application Deadline:
Friday, March 29th, 2024 @ 5pm

Documents and Application available on the
Portfolio page of the MSCS Pre-K website

Portfolio Support Sessions



Hands-on Portfolio Support

April 2nd
April 15th
April 23rd
April 24th
April 29th
April 30th

4-5pm each day

MSCS Pre-K Model Classroom

A colorful flyer for "Pre-K Portfolio Support Sessions". It features a notepad background with the title "Pre-K Portfolio Support Sessions" in large, bold letters. Below the title, it says "Presented by the MSCS Division of Early Childhood". There are illustrations of a child writing, a camera, and a spiral notebook. A red banner on the left says "NO PRE-REGISTRATION OR APPOINTMENT REQUIRED!". A green banner on the right lists the "SESSION DATES: Tuesday, April 2nd; Monday, April 15th; Tuesday, April 23rd; Wednesday, April 24th; Monday, April 29th; Tuesday, April 30th; 4-5pm each day". At the bottom, it says "All sessions will take place in the MSCS Pre-K Model Classroom 3030 Jackson Ave. 5th Floor". A QR code is located in the bottom left corner.

Use this QR code to access additional portfolio resources and information!

COME FOR HANDS-ON SUPPORT WITH ALL THINGS PORTFOLIO!

SESSION DATES:
Tuesday, April 2nd
Monday, April 15th
Tuesday, April 23rd
Wednesday, April 24th
Monday, April 29th
Tuesday, April 30th
4-5pm each day

All sessions will take place in the
MSCS Pre-K Model Classroom
3030 Jackson Ave.
5th Floor

Portfolio Documents



EARLY CHILDHOOD PROGRAM

Pre-K is Like a Box of Crayons-Creating Colorful Futures for Children

[Home](#) [About Us](#) [Teachers](#) [Calendar](#)

[Home](#) » [Teachers](#) » [Education](#) » [Portfolio](#)

[Find it Fast](#) »

EDUCATION

3rd Quarter (Jan. 4 - Mar. 8) »

Instructional Resources »

Curriculum Resources »

1st Quarter (Aug. 14 - Oct. 6) »

2nd Quarter (Oct. 16 - Dec. 20) »

4th Quarter (Mar. 18 - May 24) »

Assessment Guide »

Brigance Inventory »

Conferences and Home Visits »

PORTFOLIO DATES

2023-2024 Due Dates:

Portfolio Peer Reviewer Application Deadline: March 29th, 2024 @ 5pm CST

Portfolio Submission: May 6th, 2024 @ 5pm CST

PORTFOLIO PEER REVIEWER PROCESS

Portfolio Solicitation Document »

Portfolio Peer Reviewer Application »



PORTFOLIO SUPPORT

[Portfolio Support Sessions Flyer](#)

PORTFOLIO RESOURCE LINKS

[Portfolio Information and Resources](#) »

[Student Growth Portfolio Guidebook](#) »

[Pre-K Portfolio Model \(standards, rubrics, and suggested tasks\)](#) »

[Portfolio Teacher Guidance](#) »

PORTFOLIO TRAINING VIDEOS

Creative Curriculum Implementation



What was your students' favorite part of the Wheels Study?



"We explored what the first wheel looked like and what wheels look like today."

"Making ramps to experiment with wheels." "Making a wheel and driving."

"I had several students obsessed with monster trucks and being able to work that interest into each lesson brought joy."

"When we made a car using a paper towel roll."

"We made a huge list of things with wheels and they loved thinking of new things with wheels."

"Testing things that roll, and things that didn't."

"When they got to bring toys that had wheels." "Creating wheels out of pipe cleaners in the art area."

"Learning about the pulley and how it works."

"Making pinwheels and how they resemble a wind turbine." "Rolling a variety of wheels to determine which rolls the fastest." "Playing with cars and wheels in sand." "Finding wheels in the classroom." "Learning about the Ferris wheel and how it moves."

"Seeing different sizes of wheels on cars and trucks."

Celebrating Learning: Buildings Study



Mrs. Suzannah Lang
Wells Station




Celebrating Learning: Buildings Study



Mrs. Price and Mrs. Williams
Holmes Road

"Our kids LOVED this study!"



Mrs. Julia Bomar
La Petite Coleman

Parents visited Mrs. Bomar's
class neighborhood as they
celebrated their learning.

Celebrating Learning: Buildings Study



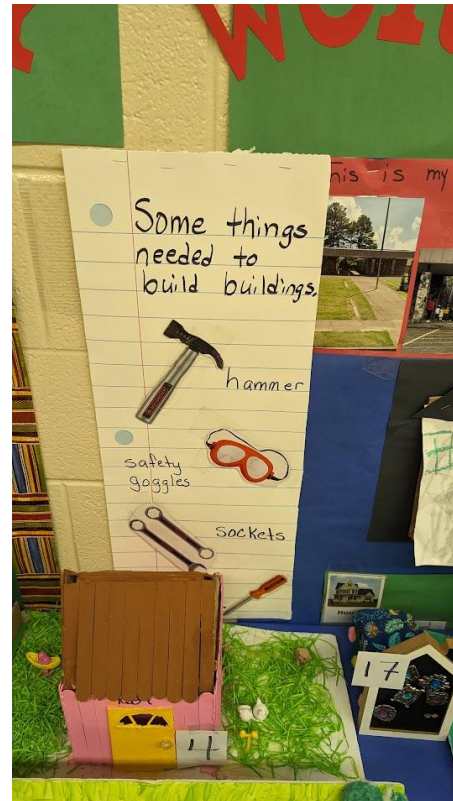
Ms. Ashley Rooks
Shady Grove Early Learning Center



Celebrating Learning: Buildings Study



Ms. Tracye Butler and Ms. Alma Burns
Raleigh Bartlett Meadows



Exercise Study



Exploring The Topic



*What do we know about
exercise?*

What do we want to find out?

Exercise Study



Exploring The Topic



Exercise Study



Investigation 1

What are the different types of exercise?

Investigation 2

Where do people exercise?

What types of exercise do they do there?

Investigation 3

What types of equipment do people use to exercise?

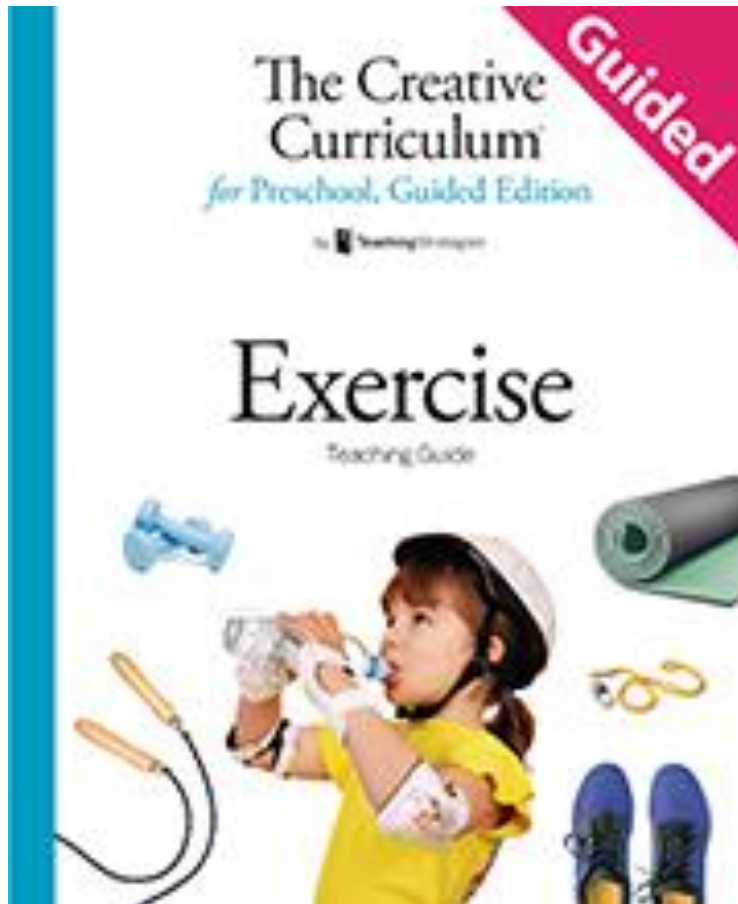


Celebrating Learning

What would you like to share with families at the celebration?

What is your favorite exercise?

The logo for Memphis Shelby County Schools is a circular emblem. The words "MEMPHIS" and "SHELBY COUNTY SCHOOLS" are written in a blue, serif font, curving along the top and sides of the circle respectively. In the center of the emblem is a stylized torch with a yellow flame, positioned above an open book. The book's pages are depicted with red and blue horizontal stripes. A yellow five-pointed star is located at the bottom center of the book. The entire logo is set against a background of red and blue diagonal stripes.

[illegible]

Exploring the Topic: Exercise Study



Ms. Smith and Ms. Thomas
Covington Pike Head Start



Creative Curriculum Resources



What type of exercise is
_____ doing?

Vocabulary Words: Exercise Study, Exploring the Topic

exercise



actions



observers



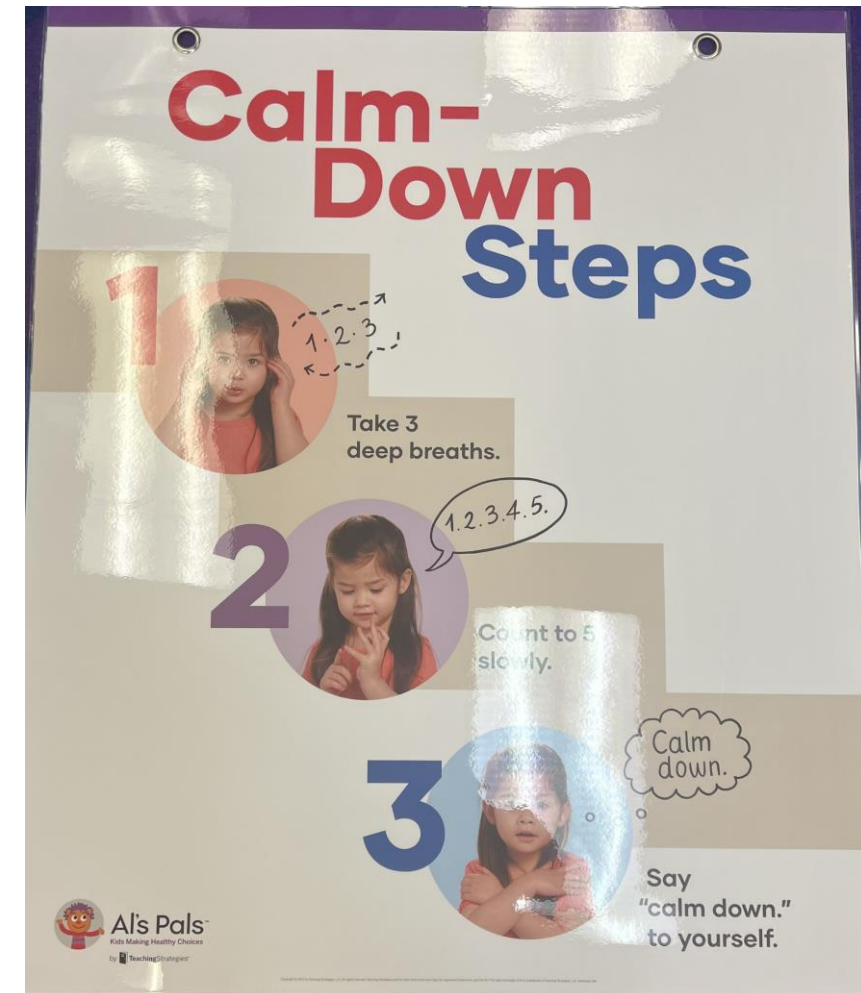
Available on the “Curriculum Resources” page of the Pre-K website!

Creative Curriculum Resources



How are you using this resource in your classroom?

How could you use this resource in your classroom?



Creative Curriculum Resources



How are you using this resource in your classroom?

How could you use this resource in your classroom?



MyTeachingStrategies Support



MyTeachingStrategies Access
Support Form



**Scan this QR code to report any issue with a
MyTeachingStrategies account.**

Creative Curriculum Training



Creative Curriculum Make-Up Training

Wednesday, April 3rd, 2024

Curriculum Orientation Training

8:30-11:30am

Cloud Training

12:30-3:30pm

3030 Jackson Ave.

Lesson Planning



Morning Meeting and Message



PRE-K PACING GUIDE 2023-2024



3rd NINE WEEKS

Date	Study	Morning Message	Letter Bundles	Sight Words	Nursery Rhyme	Color/Shape/Number	Assessments/Activities
January 1-5	Creative Curriculum Wheels Study	Review	Tt, Vv, Ww, Xx, Yy, Uu	Review	"Little Miss Muffet"	Review	
January 8-12	Creative Curriculum Wheels Study	TNFSCS U4, W3 SFAM V2, W13	Tt, Vv, Ww, Xx, Yy, Uu	or, one, had	"Row, Row, Row Your Boat"	gray diamond 9,10	Weekly Brigance IED Testing
January 15-19	Implement Weather Week-No School						
January 22-26	Creative Curriculum Wheels Study	TNFSCS U4, W4 SFAM V2, W14	li, Zz, Qq, Cc, Kk	but, not, their	"Humpty Dumpty"	orange star 7	✓ Weekly Brigance IED Testing ✓ Report Cards go home Jan. 25 th
Jan. 29-Feb. 2	Creative Curriculum Wheels/Buildings Studies	TNFSCS U4, W5 SFAM V2, W15	Aa, Bb, Ff, Dd, Gg	what, all	"Five Little Snowmen"	blue square 6	Weekly Brigance IED Testing
February 5-9	Creative Curriculum Buildings Study	TNFSCS U5, W1 SFAM V2, W16	Aa, Bb, Ff, Dd, Gg	were, we, which	"Teddy Bear, Teddy Bear"	yellow hexagon 5	✓ Weekly Brigance IED Testing ✓ 100 th Day of Pre-K Feb. 6 th
February 12-16	Creative Curriculum Buildings Study	TNFSCS U5, W2 SFAM V2, W17	Hh, Jj, Ll, Mm, Ee	when, your	"Wash, Wash, Wash Your Hands"	black, white oval 4	✓ Parent-Teacher Conferences Feb 15 th ✓ Weekly Brigance IED Testing
February 19-23	Creative Curriculum Buildings Study	TNFSCS U5, W3 SFAM V2, W18	Hh, Jj, Ll, Mm, Ee	they, said, she	"Who Took the Cookies?"	brown crescent 3	Brigance IED Score Reporting Window #2
Feb. 26-March 1	Creative Curriculum Buildings Study	TNFSCS U5, W4 SFAM V2, W19	Nn, Pp, Rr, Ss, Oo	there, use, how	"Jack and Jill"	purple sphere 2	Read Across America Day March 1 st
March 4-8	Creative Curriculum Exercise Study	TNFSCS U5, W5 SFAM V2, W20	Nn, Pp, Rr, Ss, Oo	an, each, do	"Five Green and Speckled Frogs"	pink cone 1, 0	Report Card completion deadline

SPRING BREAK MARCH 11-15

Second Step Safety Curriculum: Week 5: Practicing Staying Safe (p. 53)			March 4-8, 2024			Weekly Assessments: Report Card Completion Deadline March 8 th		
Creative Curriculum Study	Morning Message (Phonemic Awareness)	Mighty Minutes (Card Numbers)	Phonological Awareness (Letter Bundles)	Sight Words	Stories/ Nursery Rhymes	Vocabulary	Color/ Shape/ Number	Discussion and Shared Writing
Exercise Study	<u>TNFSCS</u> Unit 5, Week 5, Days 1-5 (page 116) <u>SFAM</u> Volume 2, Week 20, Days 1-5 (page 126)	Monday: 279 Tuesday: 235 Wednesday: 246 Thursday: 251 Friday: 253	Letter Bundle 3 Short Vowel: Oo Consonants: Nn, Pp, Rr, Ss	an each do	Stories: <i>Exercise: Let's Move and Play</i> <i>Rah, Rah, Radishes!</i> Nursery Rhyme: "Five Green and Speckled Frogs"	Exploring The Topic: exercise, actions, observers, investigate Investigation #1: Endurance, strength, balance, flexibility, stopwatch, endurance, heart, lungs, muscles, pulse, balance, pose, practice	pink cone 1,0	Refer to Teaching Guide
Interest Area Objectives								
<ul style="list-style-type: none">✓ Art: I can create my own exercise movement cards.✓ Blocks: I can stack and build using various blocks.✓ Discovery: I can sort photos of children exercising into different groups.✓ Dramatic Play: I can pretend to cook using healthy foods such as fruits and vegetables.✓ Foundational Literacy: I can identify beginning, middle, and/or ending sounds.✓ Library: I can explore and retell stories about the body and exercise.					<ul style="list-style-type: none">✓ Listening: I can listen to stories about the body and exercise.✓ Music and Movement: I can perform exercises such as sit-ups, push-ups, skips, and jumps.✓ Sand and Water: I can weigh and compare water.✓ Technology: I can explore photos of the human body.✓ Toys and Games: I can create patterns using materials such as UNIFIX cubes or counters.✓ Writing: I can create a page for a class book called <i>How We Exercise</i>.			

Morning Meeting and Message



TN Foundational Skills
Curriculum Supplement

Preschool

Unit 5



TN Foundational Skills
Curriculum Supplement
Sounds First Activities Manual
Pre-K Volume 2 (Weeks 10-24)

The following materials can also be found within the TN Foundational Skills Curriculum Supplement Unit Teacher Guides. They have been pulled out here as a separate set of materials in the event that users find it helpful to have the sounds-first activities published as an ancillary material.

Morning Meeting and Message



Pre-K Morning Meeting/Message Expectations Teacher Checklist

Morning Meeting Expectations:	Completed?
Teacher/students greet each other with a song or poem and movement.	
Students have an opportunity to share.	
Morning Message Expectations:	
• Friendly Letter Format	
• Identifies Day of the Week, Month, Date, and Year	
• Provides Information	
• Reviews 2-3 Different Literacy Skills (using TN Foundational Literacy Curriculum- Best For All)	
• Identifies Sight Words	
• Interactive (Student Engagement)	
• Handwritten on Chart Paper	
Optional Skills Included (Weather, Math, Colors, Focus Week Skills, etc.)	

Goo _ mornin _ , boy _ and girl _ !
Today is _ onday _ , _ ebruary _ , 2024.
The _ eathe _ is _ _ _ and _ _ _ .
We ha _ e bee _ in schoo _ for 104 days.
Can you change the beginning
sound to make a new word?
 hat
 Love,
 Your Teacher 😊
Rhyme Removing Same or Snatch
 Different?
feat, heat goldfish apple, act not
trim, him bedroom pool, fool hop
wet, yet classroom hum, mom dim
Silly Sentence
Car carpets cover the car.

Morning Meeting and Message



Week 20, Day 4

Rhyme Activity: Make the Rhyme.

Support students' ability to produce new rhyming words. Nonsensical words are allowed.

Directions:

1. Tell students to listen to two words that rhyme and repeat.
2. Have students generate one new word that rhymes. (Call on students to share.)

T: *soup, hoop*

S: repeat.

S: _____ (a word that rhymes)

Repeat the activity with the following pairs of words: *peel/mel*



Manipulating Syllables: Adding Syllables.

Support students' ability to add a syllable onto an ending of a word.

Directions:

1. Say a word.
2. Students repeat the word.
3. Tell students to add a new ending to the word.
4. Teacher and students respond together to make the new word.

T: <i>dirt</i> S: repeat. T: Add /ə/ to the end of <i>dirt</i> . T&S: <i>dirty</i>	T: <i>spook</i> S: repeat. T: Add /ə/ to the end of <i>spook</i> . T&S: <i>spooky</i>	T: <i>cloud</i> S: repeat. T: Add /ə/ to the end of <i>cloud</i> . T&S: <i>cloudy</i>
---	--	--

TN Foundational Skills

Page 136 of 200

Pre-K Sounds First Volume 2



Initial Sound: Delete Initial Sound.

Support students' ability to delete the initial sound of a one-syllable word.

Directions:

1. Tell students to listen to a word and repeat it.
2. Delete the initial sound and ask students what sound remains.
3. Together, with students, say the sound that remains.

T: <i>day (curve)</i> S: repeat. T: Without /d/, what sound is left? T&S: /ā/ *Say sound not letter name	T: <i>moo (curve)</i> S: repeat. T: Without /m/, what sound is left? T&S: /oo/ *Say sound not letter name
--	---



Final Sound: Delete Final Sound

Support students' ability to delete the ending sound of a one-syllable word.

Directions:

1. Tell students to listen to a word and repeat it.
2. Delete the final initial sound and ask students what sound remains.
3. Together, with students, say the sound that remains.

T: <i>day (curve)</i> S: repeat. T: Cut off /ā/ from the end, what sound is left? (make cutting motion) T&S: /d/ *Say sound not letter name	T: <i>moo (curve)</i> S: repeat. T: Without /oo/, what sound is left? T&S: /m/ *Say sound not letter name
---	---

TN Foundational Skills

Page 137 of 200

Pre-K Sounds First Volume 2



Medial Sound: Same or Different?

Support students' ability to recognize if the medial sounds of two words are the same or different.

Directions:

1. Tell students to listen to two words.
2. Tell them to repeat each word and decide if they have the same middle sound or different middle sound.
3. If they have the same sound, tell them to respond with the American Sign Language (ASL) symbol for yes. If they have a different sound, tell them to respond with the ASL symbol for no.

T: <i>gum /ū/, hop /ō/</i> (make curve with each word) S: repeat. S: ASL symbol for no T: <i>No, gum and hop have different middle sounds, /ū/ and /ō/.</i>	T: <i>bun /ū/, tuck /ū/</i> (make curve with each word) S: repeat. S: ASL symbol for yes T: <i>Yes, bun and tuck have the same middle sound, /ū/.</i>	T: <i>math /ă/, lack /ă/</i> (make curve with each word) S: repeat. S: ASL symbol for yes T: <i>Yes, math and lack have the same middle sound, /ă/.</i>
--	--	--



Alliteration: Silly Sentences.

See directions in previous lessons if needed.

Sentence: **Backward Bill** backed down the hill.



TN Foundational Skills

Page 135 of 200

Pre-K Sounds First Volume 2

Cloud Lesson Planning



1. Modify Template (*only done to initiate schedule and make adjustments*)
2. Modify Days of Month (*indicating days where school is out*)
3. Adding a Teaching Guide (*be sure to add only the Guided Edition*)

Creative Curriculum Cloud



MyTeachingStrategies™

Library Teach Assess Develop Report Family The Hub

Day Week **Month** Weekly Template Weekly Plan Submissions Settings

March 2024

Mon	Tue	Wed	Thu	Fri
Buildings Investigation 4 26 How can we make a community with our buildings?	Buildings Investigation 4 27 How can we make a community with our buildings?	Buildings Investigation 4 28 How can we make a community with our buildings?	Buildings Celebrating Learning 29 Celebrating Learning	Buildings Celebrating Learning 1 Celebrating Learning
Exercise Exploring the Topic 4 What do we know about exercise? What do we want to find out?	Exercise Exploring the Topic 5 What do we know about exercise? What do we want to find out?	Exercise Exploring the Topic 6 What do we know about exercise? What do we want to find out?	Exercise Exploring the Topic 7 What do we know about exercise? What do we want to find out?	Exercise Investigation 1 8 What are the different types of exercise?
SPRING BREAK 11	SPRING BREAK 12	SPRING BREAK 13	SPRING BREAK 14	SPRING BREAK 15
Exercise Investigation 1 18 What are the different types of exercise?	Exercise Investigation 1 19 What are the different types of exercise?	Exercise Investigation 1 20 What are the different types of exercise?	Exercise Investigation 1 21 What are the different types of exercise?	Exercise Investigation 2 22 Where do people exercise? What types of exercise do they do there?
Exercise Investigation 2 25 Where do people exercise? What types of exercise do they do there?	Exercise Investigation 2 26 Where do people exercise? What types of exercise do they do there?	Exercise Investigation 2 27 Where do people exercise? What types of exercise do they do there?	Exercise Investigation 3 28 What types of equipment do people use to exercise?	SPRING BREAK II: GOOD FRIDAY 29

Left Sidebar:

- Add a Teaching Guide
- Add Teaching Guide Sequence
- Remove a Teaching Guide
- Copy Multiple Days
- Modify Days
- Clear Days

MyTeachingStrategies™

Library Teach Assess Develop Report Family The Hub

Day **Week** Month Weekly Template Weekly Plan Submissions Settings

My Weekly Plan: Not Submitted 3/5/24 @ 2:43 pm

March 4 - 8, 2024

Mon 4	Tue 5	Wed 6	Thu 7	Fri 8
Exercise - Exploring the Topic - What do we know about exercise? What do we want to find out? - Day 1	Exercise - Exploring the Topic - What do we know about exercise? What do we want to find out? - Day 2	Exercise - Exploring the Topic - What do we know about exercise? What do we want to find out? - Day 3	Exercise - Exploring the Topic - What do we know about exercise? What do we want to find out? - Day 4	Exercise - Investigation 1 - What are the different types of exercise? - Day 1
Morning Meeting	Morning Meeting	Morning Meeting	Morning Meeting	Morning Meeting
Question of the Day Can you run in place?	Question of the Day What types of exercise do you like to do?	Question of the Day What exercise do you do outside?	Question of the Day What type of exercise is (Dillon) doing? (Display a photo taken on Day 3 of a child in your class exercising on the playground.)	Question of the Day Can you jump five times?
Mighty Minutes® Mighty Minutes 279 - "Letter, Letter, Sound!" Game Children play a variation of "Duck, Duck, Goose" to identify letter sounds.	Mighty Minutes® Mighty Minutes 236 - "What Is Today?" Song Children sing a song about the days of the week.	Mighty Minutes® Mighty Minutes 246 - "Little Snowflakes" Poem Children act out a poem about snowflakes and count out the number of "snowflakes" that land.	Mighty Minutes® Mighty Minutes 251 - "Favorite Treats" Poem Children create a list of treats, vote for their favorite one, and tally the results.	Mighty Minutes® Mighty Minutes 253 - "Describe Shapes" Game Children guess a shape as it is drawn and described by a teacher.
Literacy Small Group	Literacy Small Group	Literacy Small Group	Literacy Small Group	Literacy Small Group
Large Group	Large Group	Large Group	Large Group	Large Group
What Is Exercise? Introduce the children to exercise. Invite them to run in place and notice how their body feels and changes.	What Types of Exercise Do You Like to Do? Read Exercise: Let's Move and Play.	Exercise on the Playground Take the children outdoors to observe and document how people exercise.	What Do We Want to Find Out About Exercise? Document the children's questions about exercise on the What We Want to Find Out About Exercise chart.	Types of Exercise Show the children a variety of exercise movement cards. Children act out each movement and discuss the exercises.
Choice Time	Choice Time	Choice Time	Choice Time	Choice Time
Music and Movement Children perform exercises such as sit-ups, push-ups, skips, and jumps.	Discovery Children sort photos of children exercising into different groups.	Outdoors Children exercise on the playground.	Art Children create a page for the class book called <i>How We Exercise</i> .	Art Children create their own exercise movement cards.
Read-Aloud Exercise: Let's Move and Play	Read-Aloud Rah, Rah, Radishes!	Read-Aloud Exercise: Let's Move and Play	Read-Aloud	Read-Aloud Exercise: Let's Move and Play
	Math Small Group			Math Small Group

Left Sidebar:

- Add Time of Day
- Delete Time of Day
- Move or Copy Time of Day
- Upload a Document
- View Archived Weekly Plans
- Print
- Submit Weekly Plan
- Share Plan with Families
- Share Resources with Families

Check out the video available on the “Curriculum Resources” and “Professional Development” pages of the website!

Active Supervision



Active Supervision Strategies



Six Strategies to Keep Children Safe



National Center on
Health, Behavioral Health, and Safety

Professional Development Reminders



Professional Development Information



Memphis-Shelby County Schools Division of Early Childhood March 2024 Pre-K Professional Development Calendar

Wednesday Teacher Meetings

Attendance at these virtual meetings is **required** for all Pre-K Teachers and Childcare Center Educators. Click the session name to join on Teams.

March 6th

March Monthly Teacher Meeting
(PLZ# 35601)

March 20th

March Monthly Cohort Meeting
(PLZ# 35602)

These meetings take place from 3:45-4:45pm.



The Coaching Corner

All Pre-K staff are invited to participate in these virtual, coach-led sessions.

March 25th
Facilitating Effective Literacy Interest Areas
(PLZ# 35614)

All "Coaching Corner" sessions take place from 4:00-5:30pm.

"Toolbox Tuesdays"

All Pre-K staff are invited to come and join these in-person sessions to add tools to your "Teacher Toolbox."

March 19th

Making Creative Curriculum Studies and Investigations Come to Life!
(PLZ# 35609)

All "Toolbox Tuesdays" sessions will be in person at Shady Grove Early Learning Center at 5360 Shady Grove Rd. from 4:15-5:45pm.



Spring 2024 Pre-K Share Show

Thursday, March 28th, 2024
4-6pm
3030 Jackson Ave.

Come out and see the Share Show to get some great math and science ideas and meet vendors that can support your instruction!

MARCH



WINTER/SPRING 2024 MSCS PRE-K "TOOLBOX TUESDAYS"

Come and add tools to your "Teacher Toolbox!"

All Pre-K staff are invited to come to these in-person sessions! All "Toolbox Tuesday" events will include support directly from Early Childhood experts. Prepare to spend time collaborating with colleagues gaining new strategies, techniques, and ideas to take back to your classroom.

All "Toolbox Tuesdays" sessions are held in-person from 4:15-5:45pm at Shady Grove Early Learning Center located at 5360 Shady Grove Rd. All participants will receive professional development credit upon successful completion of a session. PLZ pre-registration is recommended, but not required. PLZ pre-registration ends the day before the session's scheduled date.

January 16th
"Facilitating Student-Focused Small Groups"
(PLZ #35607)

February 13th
"Building Gross and Fine Motor Skills"
(PLZ #35608)


March 19th
"Making Creative Curriculum Studies and Investigations Come to Life!"
(PLZ # 35609)

April 9th
"Providing Challenge and Interest to Advanced Students"
(PLZ# 35610)

May 7th
"Reflection, Growth, and Goal-Setting"
(PLZ# 35611)

Memphis-Shelby County Schools Division of Early Childhood

Winter/Spring 2024 Professional Development Catalog



Spring 2024 Pre-K Share Show



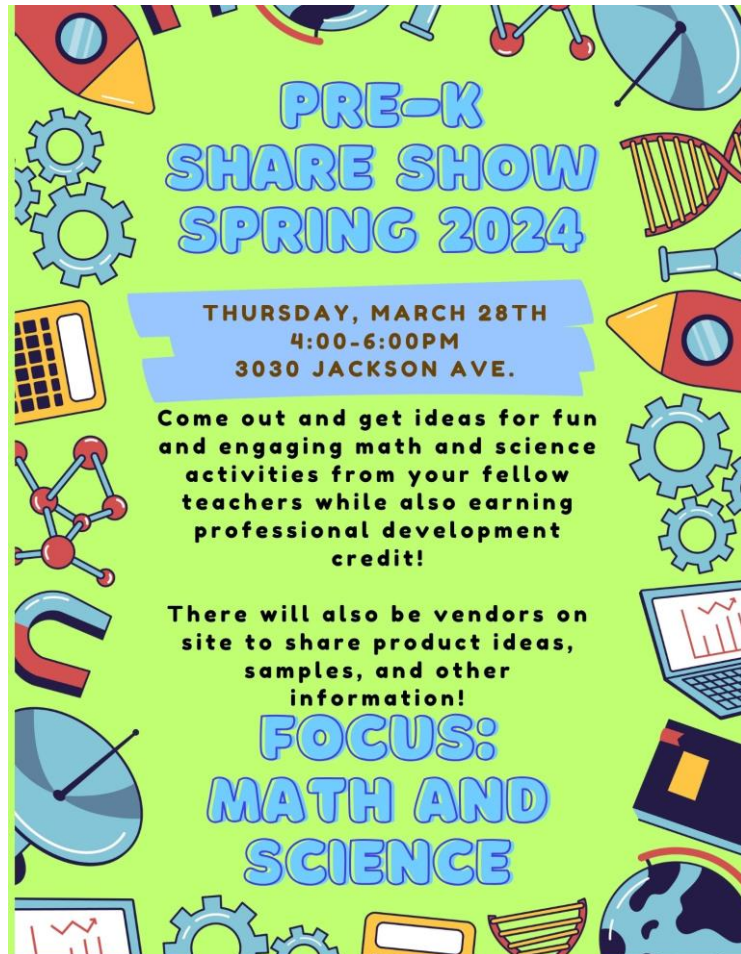
Pre-K Share Show 2024

Focus: Math and Science

Thursday, March 28th, 2024

4:00-6pm

3030 Jackson Ave.



Champion Promotion, Lakeshore Learning Materials, Scholastic, Teaching Strategies, and The Knowledge Tree will be on hand with giveaways, product samples, and live demonstrations!

Remaining March PD Opportunities



March 19th (In-Person-Shady Grove Early Learning Center)

*Making Creative Curriculum Studies and Investigations
Come to Life! (PLZ #35609)*

March 20th (virtual)

March Cohort Meetings (PLZ #35602)

March 25th (virtual)

Facilitating Effective Literacy Interest Areas (PLZ #35614)

Thanks for Attending!



Attendance Survey



bit.ly/mar6att

Feedback Survey



bit.ly/mar6surv