Directions: Write the letter that the picture starts with on the line.







Directions: Practice writing your alphabet on the line.

A

B

C

D

E

F

G

Directions: Practice writing your alphabet on the line.

H

I

J

K

L

M

N

Directions: Practice writing your alphabet on the line.

O

P

Q

R

S

T

U

Directions: Practice writing your alphabet on the line.

V

W

X

Y

Z

a

b

Directions: Practice writing your alphabet on the line.

c

d

e

f

g

h

i

Directions: Practice writing your alphabet on the line.

j

k

l

m

n

o

p

Directions: Practice writing your alphabet on the line.

q

r

s

t

u

v

w

Directions: Practice writing your alphabet on the line.

X

Y

Z

Extra lines for practice

Directions: Practice writing your **first** name on each line.

Directions: Practice writing your **last** name on each line.

Ask your child to identify each lowercase letter.

| | | | | |
|---|---|---|---|---|
| h | d | m | f | j |
| l | q | g | i | c |
| e | y | n | b | r |
| p | a | s | v | o |
| x | t | w | u | z |
| k | | | | |

Color the b's green. Color the d's yellow.

d b b d b d b d d b d d b

Ask your child to identify each uppercase letter.

| | | | | |
|---|---|---|---|---|
| S | M | E | P | L |
| Q | B | H | F | C |
| W | R | A | U | Y |
| G | V | T | K | N |
| X | D | O | I | Z |
| J | | | | |

Ask your child to identify each letter sound.

| | | | | |
|---|---|---|---|---|
| h | d | m | f | j |
| l | q | g | i | c |
| e | y | n | b | r |
| p | a | s | v | o |
| x | t | w | u | z |
| k | | | | |

Match the uppercase letter to the lowercase letter.

| | |
|---|---|
| A | k |
| D | f |
| K | p |
| F | a |
| P | d |

| | |
|---|---|
| U | w |
| I | f |
| K | u |
| W | q |
| Q | i |

| | |
|---|---|
| Y | n |
| B | e |
| E | c |
| N | b |
| C | y |

| | |
|---|---|
| J | t |
| H | e |
| M | j |
| T | h |
| Z | m |

Look at the book below. Follow the directions.




Circle the title.

Draw a square around the author.

Circle the illustrator with a blue crayon.

Label the front cover.

Label the back cover.

Practice writing your numbers on the lines provided.

1

2

3

Practice writing your numbers on the lines provided.

4

5

6

Practice writing your numbers on the lines provided.

7

8

9

Practice writing your numbers on the lines provided.

10

Extra lines for practice

Count how many pictures and write it on the line.



_____

_____

_____

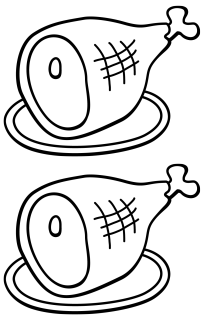

_____

_____

_____

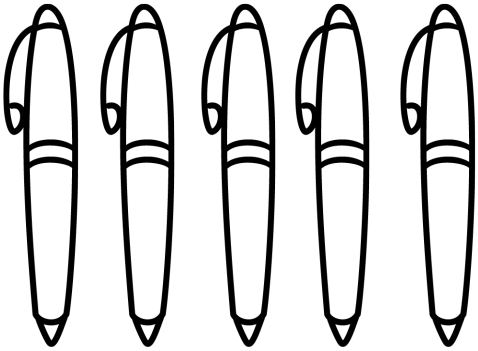

_____

_____

_____



_____

_____

_____

Count how many pictures and write it on the line.



_____

_____

_____



_____

_____

_____



_____

_____

_____

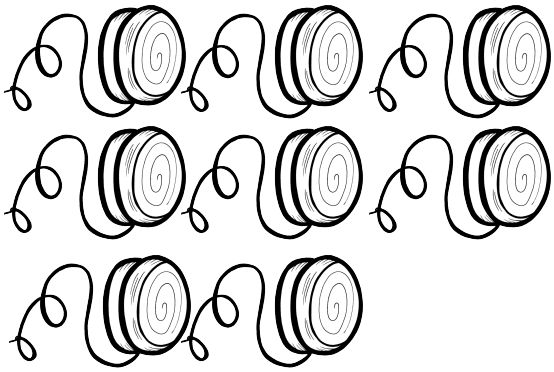

_____

_____

_____

Count how many apples and write it below. Write how many in all.

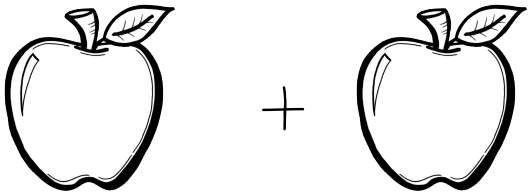

_____ + _____ = _____

_____ + _____ = _____



_____ + _____ = _____

_____ + _____ = _____



_____ + _____ = _____

_____ + _____ = _____

Finish the pattern.

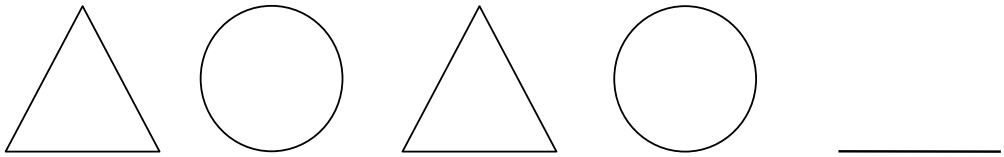

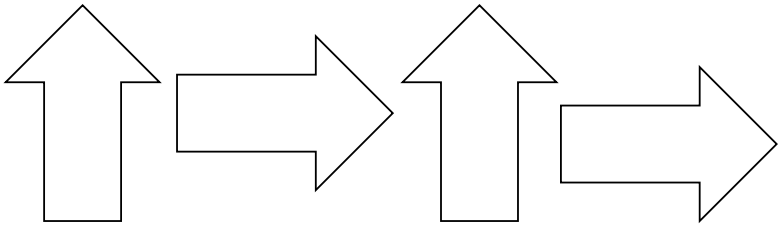

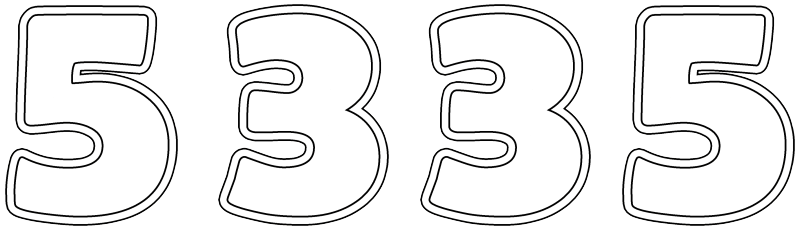



Color the <u>left</u> hand blue.



Color the <u>right</u> hand red.



Color the box with the color that is written.

| | | |
|---|---|---|
| blue | green | yellow |
| red | brown | pink |
| orange | purple | black |