



A decorative graphic on the left side of the slide consisting of two overlapping parallelograms. The front one is blue and the back one is a light green color. They are positioned diagonally, with the blue one partially covering the green one.

Reading The Guitar Tab

Mr. Maness



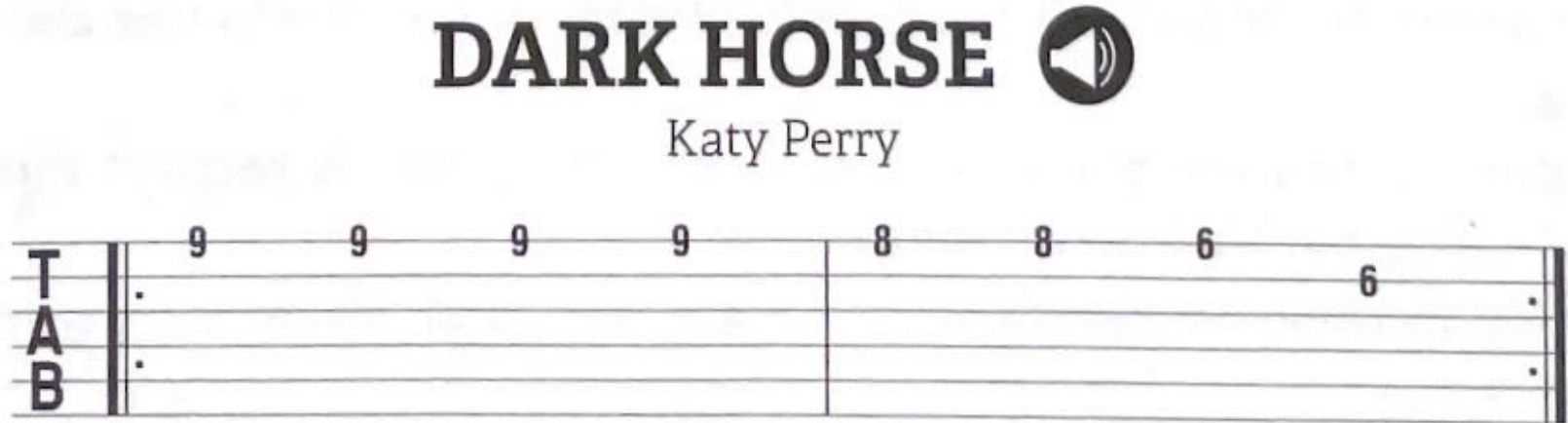
Tablature: is another way to write music. It is used to write melodies and riffs. The tab staff has six lines and each line represents a string. The thickest string on the guitar is the lowest line on the tab



DARK HORSE - Katy Perry

"Dark Horse" has a riff that is played on the two thinnest strings of the guitar: string 1 and 2 (B and E strings)

The numbers on the string tell us which fret to push down.




25 or 6 to 4 - Chicago

Lets try this riff!

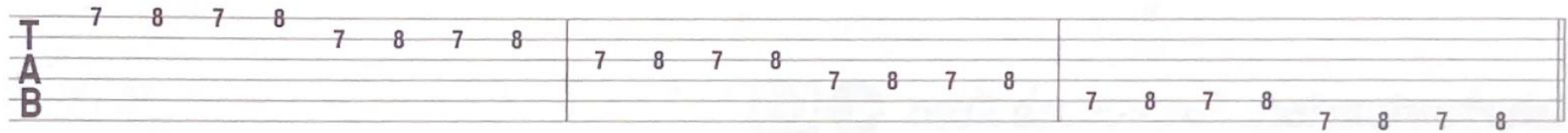
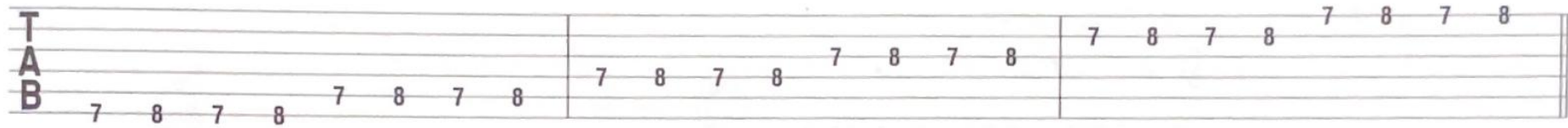
25 OR 6 TO 4

Chicago



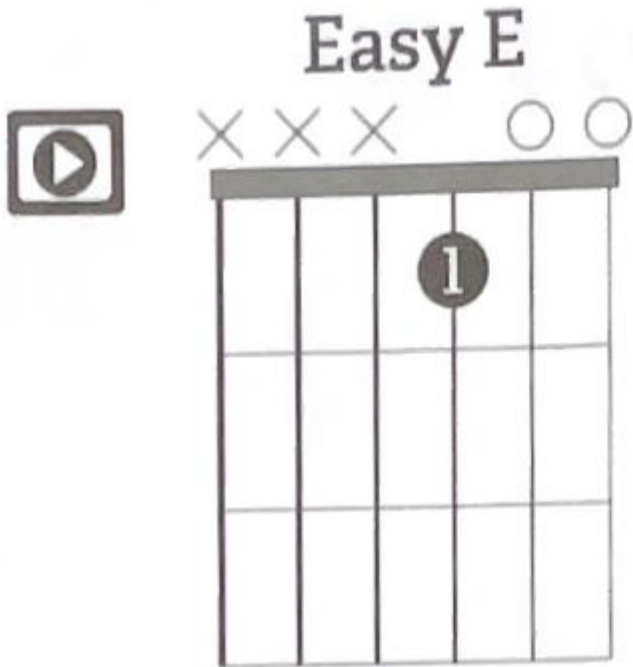


OUR NEW WARM UP: Strengthening Your Fingers



Easy E


You can change between the C and E chord by moving your first finger up or down one string



Easy A minor

- A minor chord (Ami) uses two fingers and is similar to the C chord.
- Lets try switching between these 2 chords.
- Remember, keep your pointer finger on the 1st fret of the 2nd string.

This makes switching between each chord simple and smooth





LET'S PRACTICE!