Counting

1. Count. Write the number in the box.



a. ☐



b. ☐

c. ☐



d. ☐



e. ☐

f. ☐



g. ☐



h. ☐

2. Count. Write the number. Then circle the number that is MORE.

a.

☐



☐

b.



☐



☐

c.



☐



☐

d.



☐



☐

Sample worksheet from
www.mathmammoth.com

3. Write the missing number below the number line.

a.

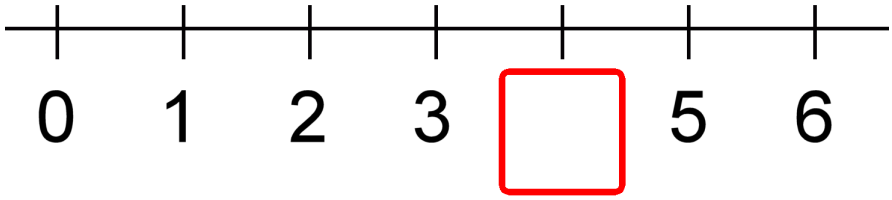

b.

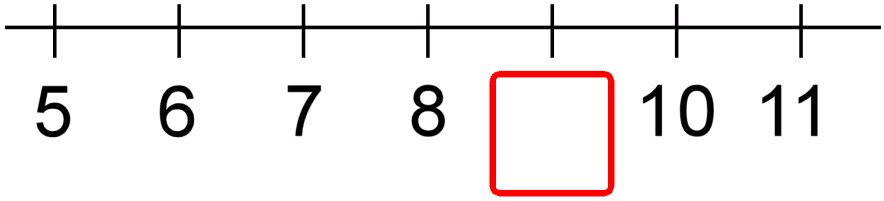

c.

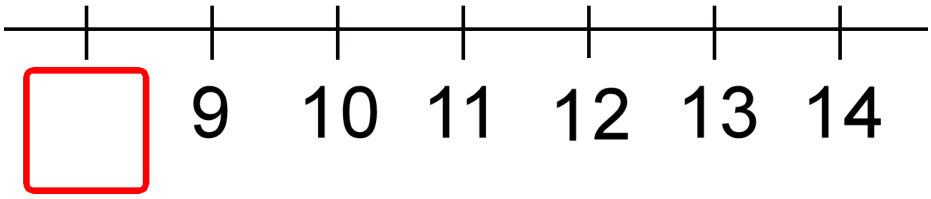

4. Circle the group that has more things. Then count ALL (both groups).
Write the number in the box below.



a.

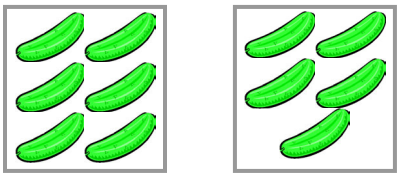

b.



c.

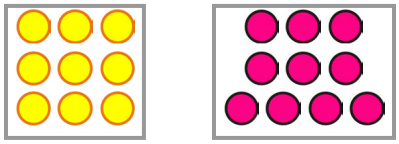

d.



e.

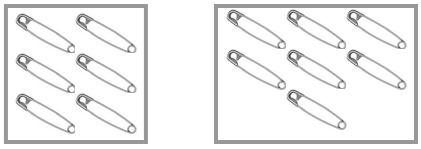

f.

Sample worksheet from
www.mathmammoth.com

Position Words, Colors, and Shapes

1. **a.** Color the top shape RED.

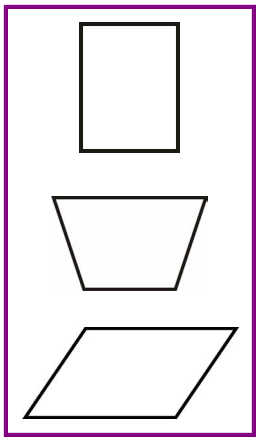

b. Color the bottom shape BLUE.

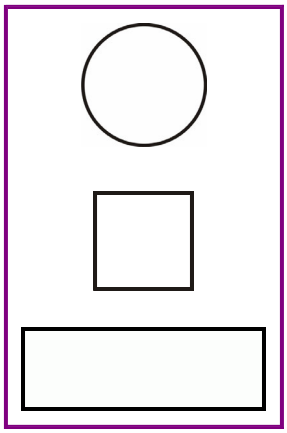

c. Color the middle shape YELLOW.

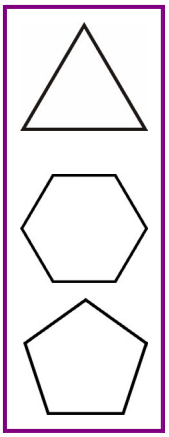

2. **a.** Color the shape on the right GREEN.

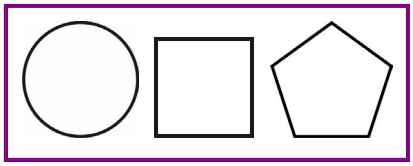

b. Color the shape in the middle BLUE.



c. Color the shape on the left YELLOW.

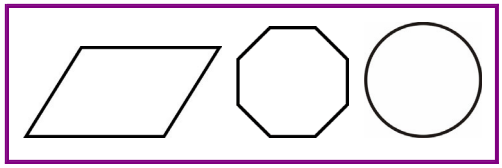

d. Color the two shapes on the right ORANGE.

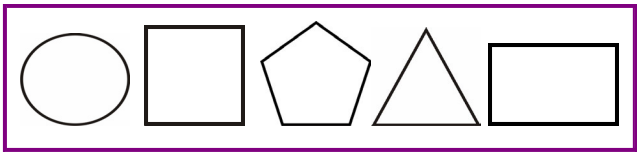

e. Color the two shapes on the left PURPLE.

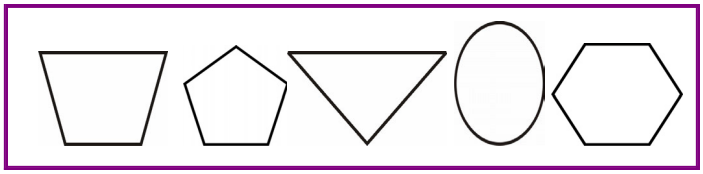

Sample worksheet from
www.mathmammoth.com

Two Groups and a Total

1. Make two groups.

a. 4 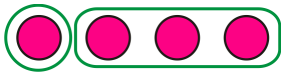 1 and 3	**b.** 4  2 and 2	**c.** 4  3 and 1
d. 5 3 and 2	**e.** 5 2 and 3	**f.** 5 1 and 4

2. Make two groups. Write how many are in the second group.

a. 4  1 and _____	**b.** 4  2 and _____	**c.** 4  3 and _____
d. 5 4 and _____	**e.** 5 3 and _____	**f.** 5 2 and _____
g. 5 1 and _____	**h.** 5 5 and _____	**i.** 5 0 and _____

Sample worksheet from
www.mathmammoth.com

3. Draw as many dots as the number shows. Then divide them into two groups.
(There are many ways to do this.) Write how many are in each group.

a. 3 _____ and _____	**b.** 5 _____ and _____	**c.** 4 _____ and _____
d. 2 _____ and _____	**e.** 6 _____ and _____	**f.** 8 _____ and _____

4. The number at the top is the total. Draw the missing dots on the face of the blank dice.
Write on the lines how many dots are on the face of each dice.

a. 3 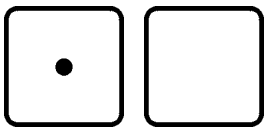 _____ and _____	**b.** 6 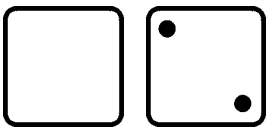 _____ and _____	**c.** 5 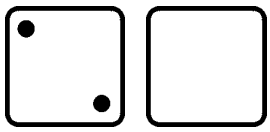 _____ and _____
d. 4 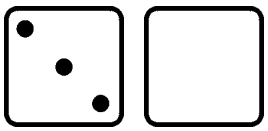 _____ and _____	**e.** 6 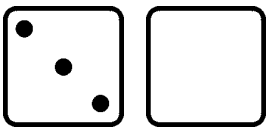 _____ and _____	**f.** 5 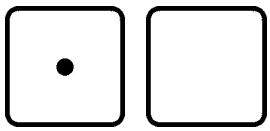 _____ and _____

Sample worksheet from
www.mathmammoth.com

2 and 2 $\boxed{4}$

"Two and two makes four."

1 and 4 $\boxed{5}$

"One and four makes five."

5. Write how many are in each group. Write the total in the box.

a. _____ and _____ $\boxed{}$	**b.** _____ and _____ $\boxed{}$	**c.** _____ and _____ $\boxed{}$
d. _____ and _____ $\boxed{}$	**e.**  _____ and _____ $\boxed{}$	**f.** _____ and _____ $\boxed{}$
g. _____ and _____ $\boxed{}$	**h.** _____ and _____ $\boxed{}$	**i.** _____ and _____ $\boxed{}$

6. Draw circles for each number. Write the total in the box.

a. 2 and 2 $\boxed{}$	**b.** 3 and 1 $\boxed{}$
c. 3 and 3 $\boxed{}$	**d.** 1 and 4 $\boxed{}$

Sample worksheet from
www.mathmammoth.com

Missing Items

Something is missing from the addition. The TOTAL is not missing. The total is 5. How many are in the second group? That is what is missing! There should be a total of 5 dots. Draw 4 in the face of the second dice.	**5** • + ☐ 1 + _____
There should be a total of 4 dots. The face of the second dice has two. There are none on the face of the first dice, so you need to draw them. Read: "2 plus what number makes 4?" or, "2 and how many more makes 4?" or, "What number and 2 makes 4?"	**4** ☐ + ⁘ _____ + 2

1. Complete the addition. Draw the missing dots. The total is on top.

3 • + ☐ **a.** 1 + _____	**3** ⁘ + ☐ **b.** 2 + _____	**5** ☐ + ⁙ **c.** _____ + 4
5 ⁘ + ☐ **d.** 3 + _____	**5** ☐ + ⁘ **e.** _____ + 2	**4** ☐ + ⁘ **f.** _____ + 3
5 ⁙ + ☐ **g.** 5 + _____	**4** ☐ + • **h.** _____ + 1	**4** ☐ + ⁘ **i.** _____ + 2

Sample worksheet from
www.mathmammoth.com

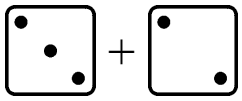

3 + _____ = 5

The TOTAL is now written after the equal sign " = ".
The answer is 3 + _2_ = 5

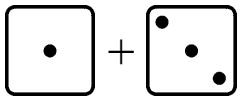

_____ + 3 = 4

See the TOTAL written after the equal sign " = ".
The answer is _1_ + 3 = 4

2. Draw more dots to show the missing number. Write the missing number.

a. 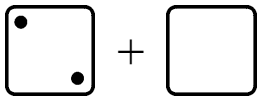 2 + _____ = 4	**b.** 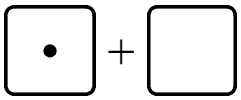 1 + _____ = 1	**c.** 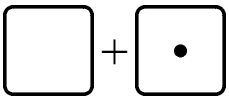 _____ + 1 = 5
d. 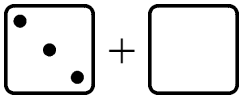 3 + _____ = 5	**e.** 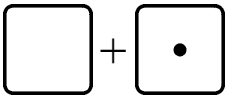 _____ + 1 = 4	**f.** 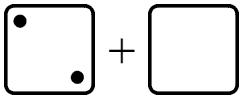 2 + _____ = 3
g. 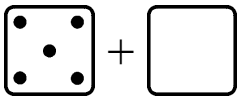 5 + _____ = 5	**h.** 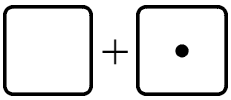 _____ + 1 = 3	**i.** 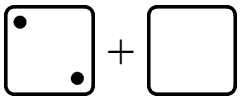 2 + _____ = 5
j. 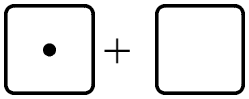 1 + _____ = 5	**k.** 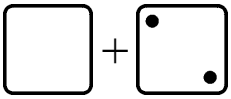 _____ + 2 = 2	**l.** 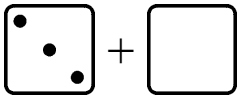 3 + _____ = 4

Sample worksheet from
www.mathmammoth.com

Sums with 6

1. Here are some different ways to group six hippos into two groups.
   Write the addition sentences.

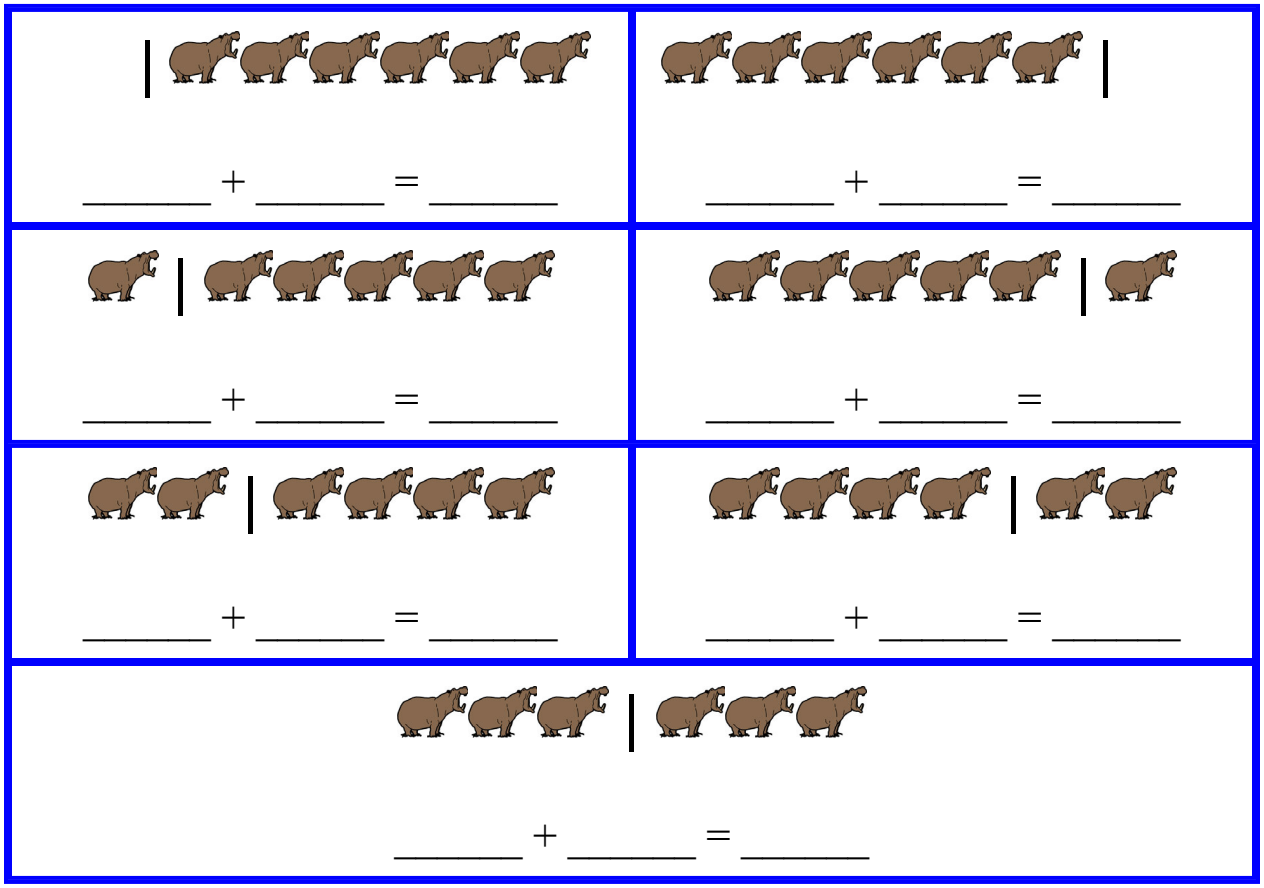

_____ + _____ = _____	_____ + _____ = _____
_____ + _____ = _____	_____ + _____ = _____
_____ + _____ = _____	_____ + _____ = _____
_____ + _____ = _____	

2. Play "6 Out" *and/or* "Some Went Hiding" with 6 objects (see the introduction).

3. **Drill.** Don't write the answers but just solve them in your head.

1 + ☐ = 6	4 + ☐ = 6	☐ + 2 = 6	☐ + 3 = 6
2 + ☐ = 6	3 + ☐ = 6	☐ + 0 = 6	☐ + 1 = 6
6 + ☐ = 6	5 + ☐ = 6	☐ + 4 = 6	☐ + 5 = 6

4. Add the numbers and write the total on the line.

a. 1 + 5 = _____	**b.** 2 + 3 = _____	**c.** 4 + 2 = _____

Sample worksheet from
www.mathmammoth.com

5. Draw more little boxes to illustrate the missing number.

a. 2 + ☐ = 6	**b.** 2 + ☐ = 5	**c.** 4 + ☐ = 6
d. 3 + ☐ = 6	**e.** 1 + ☐ = 6	**f.** 5 + ☐ = 6
g. 1 + ☐ = 5	**h.** 0 + ☐ = 6	**i.** 3 + ☐ = 5

6. Jack and Jill share 5 cucumbers and 6 lemons in different ways. Find how many Jill gets. You can cover the cucumbers or lemons with your hand to help.

a. 5



Jack gets:	Left for Jill:
2	
1	
5	
3	
0	
4	

b. 6



Jack gets:	Left for Jill:
1	
4	
5	
0	
2	
3	

7. Add.

2 + 3 = _____

4 + 1 = _____

3 + 3 = _____

4 + 2 = _____

1 + 3 = _____

1 + 5 = _____

2 + 2 = _____

2 + 4 = _____

Sample worksheet from
www.mathmammoth.com

Name: _____ Date: _____

Grade 1 Reading Comprehension Worksheet

THE ANT AND THE DOVE

Read the story below.



There was once an Ant who was very thirsty, and she went down to the brook to drink, but the current carried her away down the stream. A Dove pulled a leaf from a bush nearby and dropped it into the water. The Ant, climbing upon the leaf, floated down the stream and she landed safely. Not long after, a man who was out in the woods tried to catch the Dove, and just as the man was about to catch the Dove the Ant bit him on his heel. So the Dove flew away in safety.

Answer each question.

1. **Was the Ant thirsty?**
   a. **Yes** b. **No**
2. **Why did she go down to the brook?**

   _____
3. **What did Dove do?**

   _____
4. **Where did the Ant bite a man?**

   _____

Copyright www.englishlinx.com

Name: _____ Date: _____

Grade 1 Reading Comprehension Worksheet

THE ANT AND THE DOVE

Read the story below.



There was once an Ant who was very thirsty, and she went down to the brook to drink, but the current carried her away down the stream. A Dove pulled a leaf from a bush nearby and dropped it into the water. The Ant, climbing upon the leaf, floated down the stream and she landed safely. Not long after, a man who was out in the woods tried to catch the Dove, and just as the man was about to catch the Dove the Ant bit him on his heel. So the Dove flew away in safety.

Answer each question.

1. **Was the Ant thirsty?**

   a. Yes **b. No**

2. **Why did she go down to the brook?**

   She went down to drink water.

3. **What did Dove do?**

   A Dove pulled a leaf and dropped it into the water.

4. **Where did the Ant bite a man?**

   Ant bit him on his heel.

Copyright www.englishlinx.com

Name: _____ Date: _____

Grade 1 Reading Comprehension Worksheet

Friday Night with Mom
By Bruce Larkin

Read the passage.

"It's Friday," said Nathan. "Friday is the best day of the week!" "Yes," said Mom. "I will pick you up after school." "Good," said Nathan, "Tonight we can watch a movie together." "What do you want for dinner?" asked Mom. "Shrimp please," said Nathan. "I love shrimps!" That night, Nathan and Mom ate shrimps and watched a movie. "I love Fridays," said Nathan. "I do, too," said Mom.

Answer each question.

1. **Which day is the best day for Nathan?**

   _____

2. **Who will pick up Nathan after school?**

   _____

3. **Which food Nathan like the most?**

   a. Fish b. Shrimp c. Chicken

4. **Did Mom and Nathan watch a movie?**

   _____

Copyright www.englishlinx.com

Name: _____ Date: _____

Grade 1 Reading Comprehension Worksheet

Friday Night with Mom
By Bruce Larkin

Read the passage.

"It's Friday," said Nathan. "Friday is the best day of the week!" "Yes," said Mom. "I will pick you up after school." "Good," said Nathan, "Tonight we can watch a movie together." "What do you want for dinner?" asked Mom. "Shrimp please," said Nathan. "I love shrimps!" That night, Nathan and Mom ate shrimps and watched a movie. "I love Fridays," said Nathan. "I do, too," said Mom.

Answer each question.

1. **Which day is the best day for Nathan?**

   Friday is the best day for Nathan.

2. **Who will pick up Nathan after school?**

   Mom will pick Nathan after school.

3. **Which food Nathan like the most?**

   a. Fish b. Shrimp c. Chicken

4. **Did Mom and Nathan watch a movie?**

   Yes.

Copyright www.englishlinx.com

Name: _____ Date: _____

Grade 1 Reading Comprehension Worksheet

Roy G Biv

By Joy Cowley

Read the story below.

Here I am, Roy G Biv. Rainbow Town is where I live. Here are the clothes I like to wear: red hat, orange tie, yellow shirt, green braces, blue trousers, indigo shoes, violet umbrella. Here I am, Roy G Biv. Rainbow Town is where I live. Roy G Biv will help you know... all the colors in a rainbow.

Answer each question.

1. **Where does Roy G Biv live?**

   _____

2. **What is the color of his umbrella?**

   a. Blue b. Violet c. Green

3. **What does he like to wear?**

   _____

4. **How many colors are in a rainbow.**

   a. Five b. Seven c. Nine

Copyright www.englishlinx.com

Name: _____ Date: _____

Grade 1 Reading Comprehension Worksheet

Roy G Biv

By Joy Cowley

Read the story below.

Here I am, Roy G Biv. Rainbow Town is where I live. Here are the clothes I like to wear: red hat, orange tie, yellow shirt, green braces, blue trousers, indigo shoes, violet umbrella. Here I am, Roy G Biv. Rainbow Town is where I live. Roy G Biv will help you know... all the colors in a rainbow.

Answer each question.

1. **Where does Roy G Biv live?**

   Rainbow Town.

2. **What is the color of his umbrella?**

   a. **Blue** b. **Violet** c. **Green**

3. **What does he like to wear?**

   He likes to wear: red hat, orange tie, yellow shirt, green braces, blue, trousers, indigo shoes.

4. **How many colors are in a rainbow.**

   a. **Five** b. **Seven** c. **Nine**

Copyright www.englishlinx.com

Name: _____ Date: _____

Grade 1 Reading Comprehension Worksheet

Clever Mr. Brown

By Joy Cowley

Read the short story below.

Mr. Brown was a very clever man. One day he cut down a tree. Then he sawed it into bits of wood. "See this?" He said. "I'm going to make us an aeroplane." "An aeroplane?" said Mrs. Brown, "Oh, my dear, you are clever." "I know," said Mr. Brown. "I have been clever all my life."

<u>Answer the Questions:</u>

1. **Mr. Brown was a very _____ man.**

   (A) **foolish** (B) **clever** (C) **kind**

2. **What did he cut down one day?** _____

3. **What he was going to make?** _____

4. **What did Mrs. Brown say to him?** _____

Copyright www.englishlinx.com

Name: _____ Date: _____

Grade 1 Reading Comprehension Worksheet

Clever Mr. Brown

By Joy Cowley

Read the short story below.

Mr. Brown was a very clever man. One day he cut down a tree. Then he sawed it into bits of wood. "See this?" He said. "I'm going to make us an aeroplane." "An aeroplane?" said Mrs. Brown, "Oh, my dear, you are clever." "I know," said Mr. Brown. "I have been clever all my life."

<u>Answer the Questions:</u>

1. **Mr. Brown was a very _____ man.**

   (A) **foolish** (B) **clever** (C) **kind**

2. **What did he cut down one day?** A tree

3. **What he was going to make?** An aeroplane

4. **What did Mrs. Brown say to him?** "Oh, my dear, you are clever."

Copyright www.englishlinx.com

Name _____

dad	sad	nap	tap	sack
back	man	mat	too	over

Look at the picture. Add ad or ap or ack to complete the word.

Words with **ad**

_____

_ _ _ _ _

1. _____



_____

_ _ _ _ _

2. _____

Words with **ap**

_____

_ _ _ _ _

3. _____

_____

_ _ _ _ _

4. _____

Words with **ack**

_____

_ _ _ _ _

5. _____

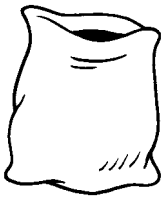

_____

_ _ _ _ _

6. _____

© Macmillan/McGraw-Hill

At Home: Help your child find words with short **a** in a magazine. Have them draw pictures of the words.

Name _____

Read the spelling words.

pin	win	hit	sit	miss
kiss	sad	map	be	ride

Write the words that end with it.

1. _____ (_ _ _ _ _)
2. _____ (_ _ _ _ _)

Write the words that end with in.

3. _____ (_ _ _ _ _)
4. _____ (_ _ _ _ _)

Write the words that end with iss.

5. _____ (_ _ _ _ _)
6. _____ (_ _ _ _ _)

Write the words that end with the letter e.

7. _____ (_ _ _ _ _)
8. _____ (_ _ _ _ _)

© Macmillan/McGraw-Hill

At Home: Make cards with **b, f, h, r,** and **t**. Have your child try each letter in front of **in** and tell if it makes a word.

Name _____

Read the words. Say each word.

crib	crab	grab	grass	trap
trip	hit	win	that	good

Complete each word with the letter a.

1. gr _____ ss
2. th _____ t
3. cr _____ b
4. tr _____ p
5. gr _____ b

Complete each word with the letter i.

6. h _____ t
7. cr _____ b
8. tr _____ p
9. w _____ n

Complete the word with oo.

10. g_____ d

© Macmillan/McGraw-Hill

Name _____

crib	crab	grab	grass	trap
trip	hit	win	that	good

Add the word parts to make a spelling word. Write the spelling word on the line.

_____
_ _ _ _ _

1. gr + ab = _____

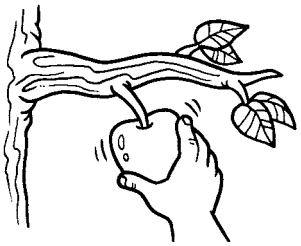

_____
_ _ _ _ _

2. tr + ap = _____

_____
_ _ _ _ _

3. cr + ib = _____

_____
_ _ _ _ _

4. th + at = _____

_____
_ _ _ _ _

5. tr + ip = _____



_____
_ _ _ _ _

6. cr + ab = _____

© Macmillan/McGraw-Hill

At Home: Have your child make up his or her own word part sums for the other spelling words.

Name _____

Complete each sentence with a spelling word. Write the spelling word correctly on the line.

1. Wag, do you see
_____
_ _ _ _ _
_____ crab?

2. Wag, do not trap
_____
_ _ _ _ _
the _____!



_____
_ _ _ _ _
3. You are _____, Wag.
You win a pat.

_____
_ _ _ _ _
4. I can hit it in the _____.

_____
_ _ _ _ _
5. Wag, can you _____
that for me?

© Macmillan/McGraw-Hill

Name _____

Write the spelling word that goes with each picture.

1. 

_____

_ _ _ _ _

_____

2. 

_____

_ _ _ _ _

_____

3. 

_____

_ _ _ _ _

_____

4.

_____

_ _ _ _ _

_____

Circle the spelling word in each row. Then write the word.

5. look	come	good
6. tin	trap	track
7. tag	trim	trip
8. that	thin	too

_____

_ _ _ _ _

_____

_____

_ _ _ _ _

_____

_____

_ _ _ _ _

_____

_____

_ _ _ _ _

_____

© Macmillan/McGraw-Hill

Name _____

Pick the word that is correct. Write the word to complete the sentence.



1. Where is my hat? Can _____ _ _ _ _ _ you _____?

   help halp



2. Is it up in the _____ _ _ _ _ _?

   snik sink



3. Is it down in the _____ _ _ _ _ _?

   sand sadd

4. Is it in the _____ _ _ _ _ _ over there?

   grass gars



5. You are _____ _ _ _ _ _ good pals!

   viry very

© Macmillan/McGraw-Hill

Name _____

Add a part from the box to make a spelling word. Circle the picture that matches the word.

nd	st	nk	lp

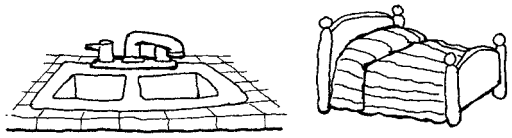

_____

_ _ _ _ _

1. si _____

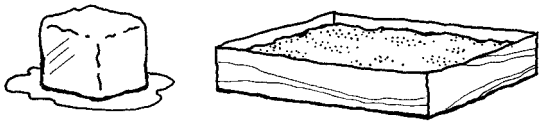

_____

_ _ _ _ _

2. sa _____



_____

_ _ _ _ _

3. fa _____



_____

_ _ _ _ _

4. la _____



_____

_ _ _ _ _

5. we _____



_____

_ _ _ _ _

6. he _____

Circle the word that is correct.

7. snet stenn sent

8. verry very

© Macmillan/McGraw-Hill

Name _____

Read the words. Say each word.

hop	top	log	hog	hot
lot	sand	sink	one	they

Complete each spelling word with the letter o.

1. h _____ g
2. h _____ t
3. t _____ p
4. l _____ t
5. h _____ p
6. l _____ g

Complete each spelling word with the letter n.

7. si _____ k
8. sa _____ d

Complete each spelling word with the letter e.

9. th _____ y
10. on _____

© Macmillan/McGraw-Hill

Name _____

hop	top	log	hog	hot
lot	sand	sink	one	they

Circle the words that have the short o sound.



Write the words you circled.

1. _____ 2. _____ 3. _____

4. _____ 5. _____ 6. _____

© Macmillan/McGraw-Hill

At Home: Find items in the kitchen with the short **o** sound. Draw a picture of the kitchen and label the short **o** items.

Name _____

Is the underlined word spelled correctly? Choose Yes or No. If the word is spelled wrong, write the word correctly.

1. Did the hoog have on a hat?

   Correct? ○ Yes ○ No

   _____

   _ _ _ _ _

   _____

2. I can dig in the sand.

   Correct? ○ Yes ○ No

   _____

   _ _ _ _ _

   _____

3. The dog will hop over the log.

   Correct? ○ Yes ○ No

   _____

   _ _ _ _ _

   _____



4. The pan is very hott.

   Correct? ○ Yes ○ No

   _____

   _ _ _ _ _

   _____



5. Are thay on top of the rock?

   Correct? ○ Yes ○ No

   _____

   _ _ _ _ _

   _____



© Macmillan/McGraw-Hill

Name _____

Look at each set of words. One word in each set is spelled correctly. Use a pencil to fill in the circle in front of that word.

1. ○ lot
○ lott
○ lat

2. ○ hoog
○ hig
○ hog

3. ○ onn
○ one
○ oen

4. ○ hopp
○ hap
○ hop

5. ○ ttop
○ toop
○ top

6. ○ they
○ thay
○ theyy

7. ○ loog
○ log
○ logg

8. ○ hot
○ hott
○ hoht

© Macmillan/McGraw-Hill